

Amtico Dovetile

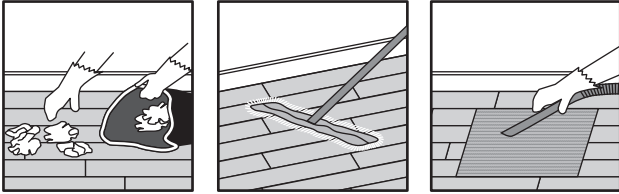
Maintenance Guidelines

DOV-MA-20200221-1-GB

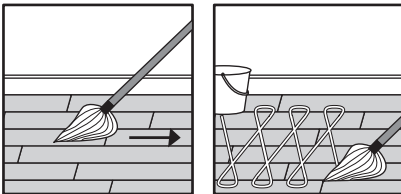
All floors should be swept and dust mopped daily. In most cases, cleaning by manual mopping should be adequate, but spray cleaning may be required to remove heavier surface marking. Warning signs should be used to advise people that cleaning is in progress.

Routine Cleaning

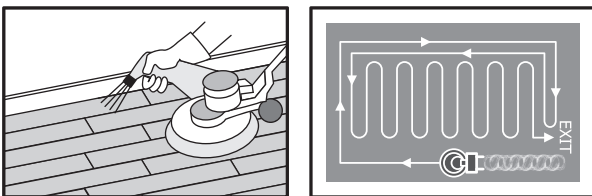
- Immediately wipe up all spills and thoroughly clean the area with a properly diluted solution of Amtico Maintainer.
- Dust mop, sweep or vacuum the floor and thoroughly clean all entry and interior matting systems on a daily basis.



- Damp mop or machine clean the floor daily or as needed using one of the options listed below (a micro-fibre mop may be used if preferred).
- Rinse the floors thoroughly to allow the surface to completely dry, and remove signs when finished.
- Manual Mopping: Manual mopping will remove soiling and the majority of surface marking.
 - Prepare a correctly diluted solution of Amtico Maintainer.
 - Using a two-bucket mopping system, apply a solution using a well wrung mop. Do not flood the floor with water.
 - Rinse the mop frequently and change the solution as necessary.



- Spray Cleaning: Spray cleaning can be used for light soil removal and removal of scuff marks. If the floor is heavily soiled it may be appropriate to carry out an initial manual clean with mop and bucket.
 - Pour a correctly diluted solution of Amtico Maintainer into a spray container.
 - Apply a fine mist of liquid on to an area of approximately 20 square feet (2 square metres) at a time.
 - Use a rotary buffing machine (approx. 450rpm) fitted with a red 3M nylon pad (or equivalent).



Note

- Use a non-staining matting system at exterior doors that is appropriate for soil load and weather conditions.
- Felt pads or furniture cups should be used under all furniture legs. Do not drag or slide objects across the floor.
- Amtico Dovetile floors are not suitable for cleaning using a scrubber drier, unless tiles have been permanently adhered.
- Dressings should not be applied to Amtico Dovetile floors unless they have been permanently adhered.

Caution

When kept clean and dry, Amtico Dovetile floors have excellent slip resistant properties. However, in common with other smooth floor coverings water, grease or other liquids and contaminants on the surface of the floor can make them slippery. Overspray from furniture polish and other spray products should be avoided as they can cause slippery floors.

Further information

Contact our AfterCare & Technical Support helpline on 024 7686 1409 (for general enquiries) or e-mail technical.support@amtico.com